

***Owner's Operating Manual
& Safety Information***

INFLATABLE SPORT BOARDS

SB.10.6 Inflatable SUP

On Point Products

2105 Pasqual Dr., Roseville, CA 95661

www.inflatableportboards.com | (530) 268-4757

Contents

- 2** Product Details / Packing list
- 3** Warning / Safety
- 4** Cleaning Your Board
- 5** Assembly, Inflation, and Disassembly
- 6** Operating Information
- 6** Repairs
- 7** Warranty Information

DEAR INFLATABLE SPORT BOARDS CUSTOMER,

Congratulations! You are now the proud owner of an Inflatable Sport Board. Inflatable Sport Boards are manufactured to provide a premium inflatable standup paddle board with the highest quality material, hand crafted design, durability, and performance to last. These SUPs are built with a heavy duty double layered drop stitch UV and puncture resistant PVC material that is welded together to guarantee long lasting exceptional performance for years. Constructed to succeed in providing your multi-sport, all environment, and inflatable board.

Sincerely,
Inflatable Sport Boards

Product Details

MODELS	LENGTH	WIDTH	HEIGHT	CHAMBERS	MAX LOAD	VOLUME (L)
SB10.6	10'6"	32"	6"	1	382 lbs	353

PACKING LIST

1. Sport Board
2. Fin
3. Backpack bag
4. Double action pump
5. 3 piece paddle
6. Repair PVC patches
7. Owner's manual




WARNING

BEFORE OPERATING THIS PRODUCT YOU ARE RESPONSIBLE TO READ AND UNDERSTAND ALL THESE WARNINGS AND INSTRUCTIONS FOR YOUR SAFETY. IT IS YOUR RESPONSIBILITY AS THE OPERATOR OF THE STAND UP PADDLE BOARD (SUP) TO KNOW ALL THE LAWS APPLICABLE TO THE WATERS YOU ARE OPERATING IN AND TO COMPLY WITH THOSE LAWS. BEWARE OF WEATHER CONDITIONS, OFFSHORE WINDS AND CURRENTS!

Familiarize yourself with this product before using it on the water in order to ensure safety and to prevent accidents. The use of this product exposes the user to many unavoidable and unexpected risks, dangers and hazards. The suppliers of this product are not responsible for any damage to property or any personal injury caused by any use, misuse, abuse or irresponsible use of this product by the user.

The warning information is subject to change at any time. Please check our website www.inflatableportboards.com for current updated information. If you are under the age of 18 years old, you should have your parent or guardian read these warnings and instructions. Do not use this product unless you are under the proper guidance and supervision of such a person.



ALWAYS BE SURE SUP BOARD IS FULLY INFLATED TO 15 PSI



ALWAYS WEAR APPROVED LIFE JACKET



PRODUCT ONLY FOR SWIMMERS



PRODUCT NOT FOR CHILDREN UNDER AGE 14



ALWAYS BE AWARE OF ANY CHANGES IN THE WEATHER

In addition to knowing and following the applicable laws, please note the following before product use:

Stand up paddle boarding is an extremely physical sport requiring different ability levels. As with all sports there can be certain inherent risks. Please be aware of the following safety standards and operating practices whenever using the product:

- SUP can be physically demanding and dangerous if not prepared. The user of this product should understand that participating in stand up paddling may involve injury or death.
- Safety courses on SUP operation are available in most countries from national or local organizations. Look for SUP instruction from a licensed or certified instructor.
- Know your limitations while operating. Never use the SUP in conditions that are beyond your ability such as, but not limited to, high surf, riptides, currents or river rapids.
- Check your product and equipment for wear and failure spots before every use. Don't operate until problem areas are repaired or replaced.
- Always use appropriate protective gear and wear a personal flotation device. Wear a helmet when appropriate. Wear the correct protective clothing for the conditions such as a wetsuit or a UV top. Cold water and cold weather can result in hypothermia.
- Make sure and stay hydrated during use. Paddle boarding is a physically demanding sport and dehydration can also occur in cold temperatures.
- Children should always be under adult supervision.
- Always tell someone your time and place of departure, your proposed route and the time you expect to return. Never paddle board alone. Always carry identification.
- A SUP should not be operated by an individual under the influence of drugs or alcohol.
- The product maximum weight must not be exceeded. See owner's manual.
- The user should ensure that the SUP should not be operated during darkness or other hazardous weather conditions unless a correct navigational lighting has been fitted and is operating properly.
- Always use a SUP specific board leash (not supplied with product). Available to purchase at any retail surf shop.
- Operators should learn and follow the rules of the waterways and know the local water conditions such as sea state, tides, currents, weather conditions and forecasts before taking a SUP out. Never use in thunderstorms, lightning conditions or flooded conditions.
- When operating in unknown waters, it is always a wise precaution to obtain local knowledge before setting out. Ask the locals to tell you about any hazards. Beware of things such as rip currents, underwater obstacles and heavy shore break.
- Weather is always changing fast. Be aware of the conditions as they change. Always return to land if there is a significant change in the conditions i.e. wind and/or waves increasing.
- Watch out for beach users, swimmers, children, boats, docks, or any water obstacles. Keep SUP and paddle under control at all times. Never use around motorized vessels or near boat traffic.
- Watch when surfacing after entering the water. The SUP maybe closer than expected due to water currents, etc.

On Point Products | Roseville, CA 95661 | (530) 268-4757

IMPORTANT!!

PLEASE READ THIS INSTRUCTION MANUAL THOROUGHLY BEFORE ASSEMBLING OR USING PRODUCT. FAILURE TO ABIDE BY INSTRUCTIONS AND WARNINGS CAN CAUSE A MISUSE OF THE PRODUCT AND POTENTIAL INJURY HAZARD.

WATERSPORTS INDUSTRY ASSOCIATION RESPONSIBILITY CODE

Be aware that there are risks in Watersports that good judgment and personal awareness can help reduce. To increase your enjoyment of watersports, review these elements of the Code.

IN WATERSPORTS IT IS YOUR RESPONSIBILITY TO:

- ALWAYS familiarize yourself with applicable laws, waterways, and inherent risks
- ALWAYS wear a properly fitted life jacket approved by your country's agency
- ALWAYS read user's manual and inspect equipment before use
- ALWAYS use under control, at proper speeds, and within your limits
- ALWAYS stay clear of engine exhaust to avoid Carbon Monoxide poisoning
- NEVER use near swimmers, shallow water, boats, or obstacles
- Be aware and keep clear of swimmers and divers. Be aware of beaches and launch sites where people are most likely in the water.
- NEVER operate under the influence of alcohol or drugs
- The operator of the equipment is responsible to make sure all passengers have read the warnings and abide by rules.
- Make sure the product is completely inflated before operating.

CLEANING YOUR BOARD

Sport Boards are manufactured with a heavy duty 1100 denier weather resistant UV protected PVC material. The PVC material doesn't require any special type of cleaning agent. We recommend rinsing your board out with general dish soap before disassembly. Let the board dry 100% before placing in a **dry storage place**.

IMPORTANT:

- Storing a wet product can cause mildew, mold, and can damage the product. Store in a dry, covered, cool area. Storing in damp or humid areas can cause glued areas to separate. Avoid areas that have mice or rodents.
- DO NOT USE PRODUCTS CONTAINING PETROLEUM DISTILLATES. (i.e Armoral)

Assembly and Disassembly

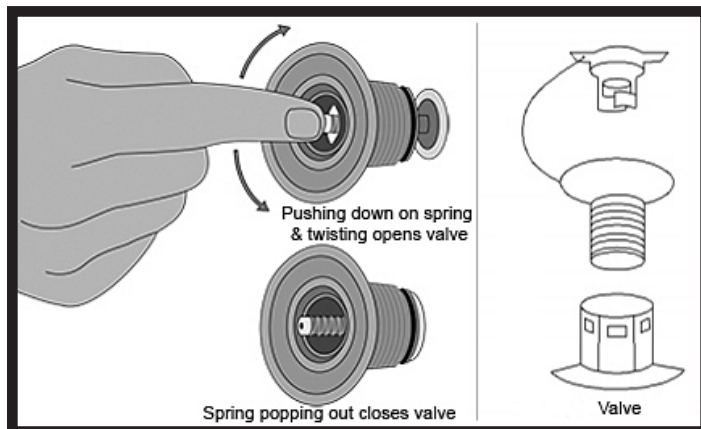
Inflatable Sport Boards are manufactured to make it easy for consumers to set up and take down quick and easy.

ATTENTION! Any use of an air compressor may result in poor performance or damage to the board, and automatically voids all warranties. If you leave your board exposed to the hot sun, check the pressure and deflate it slightly. This could cause the board to become over inflated and stretch the material. The ambient temperature affects the tube's internal pressure: a variation of 1°C / 1.8° F causes a variation of the pressure in the tube of +/- 4 mBar (.06psi).

STEP BY STEP INFLATION & ASSEMBLY:

Step #1. Remove the Sport Board from the box and lay it out on a clean flat surface with no sharp objects. Make sure the SUP is completely spread out with nothing on it or below it before assembly.

Step #2. Remove the valve cover and connect the double action pump to inflate. You can use a tube inflator to inflate 90% of the way. Always top of the SUP with the hand pump to insure **maximum 15 PSI**. (Never exceed maximum PSI)



Step #3. Keep your feet firmly on the foot rests and start pumping.

Step #4. Use lever on double action pump to switch between double action and single action pumping. Double action means air is being pumped while pulling up and pushing down on pump handle. Single action means air is only being pumped when pushing down on pump handle. Use double action while inflating the tube the first 95% of the way. Use single action to top off the remaining 5% or when it is difficult to pump. **IMPORTANT →**



Installing the 9" Fin:

Step #1. Turn your board over and find the finbox on the back of the board.

Step #2. Insert the front part of the fin first into the finbox.

Step #3. Push the fin down into the slit in the finbox.

Step #4. Tighten the screw until you can't anymore with your hand.

Your Inflatable Sport Board is ready to go!

Step by step Disassembly and Storage

1. Follow step #1 in assembly.
2. Wipe down product completely before deflating. It is easier to clean while inflated. **IMPORTANT:** storing a wet product can cause mildew, mold, and can damage the product.
3. Pushed down valve pin clockwise and down. It should stick down, and deflation should start immediately.
4. Fold from the back tail forward like a sleeping bag. Strap down and store in backpack bag.

Operating Information

Operators Read! It is the responsibility of the operator of the SUP to know all the laws applicable to the water ways and to follow those laws when operating. The operator is fully responsible for all passengers and making sure the passengers have read and understood all rules and warnings that apply while occupying the product.

Loading

Do not exceed maximum capacity.

- Each person in the board should wear a life jacket (PFD – personal flotation device)
- Paddle should always be carried on board for emergencies.
- All loads should be distributed evenly for proper use.

3 Piece Paddle & Paddling

1. Inflatable boards come with a 3 piece paddle.
2. Paddle is designed to be disassembled into 3 pieces for storage.
3. The top piece of the paddle can be adjusted accordingly to users height.
4. Make sure all 3 pieces are locked before using paddle.

Air Chamber Failure

If a puncture occurs during use, shift all the interior weight to the opposite side. Use your hand or any available material to prevent further air leakage and get to the nearest shore immediately.

Repair Procedure

Use PVC adhesive found at your local marine store. We suggest Clifton Urethane adhesive. You can find the glue at [www.NRSWEB.com / item #1901](http://www.NRSWEB.com/item/#1901).

Before you begin, make sure you are working in a well-ventilated area, climate controlled to at least 70 degrees. It is advised that you wear protective gloves when working with chemicals.

After you have done the repair to the tube, it must sit undisturbed for at least 24 hours. When making a repair, do not inflate tube to maximum capacity. It is recommended that the tube be deflated for all repairs.

Repairing Holes in the Tube:

1. The repair of a small leak or puncture less than ½ inch can be done with a round patch, 3 inches diameter, and minimum.
2. Cut the round patch. Use the patches enclosed with your Inflatable Sport Boards.
3. Place the patch over the area to be repaired, outline with a pen.
4. Wipe patch with clean towel. Using a clean towel, wipe area on the tube to be repaired.
5. Apply 3 thin, even coats of adhesive to the surface of the tube and the patch. Wait 5 minutes between each coat. After the 3rd coat, wait 10-15 minutes before placing the patch on the tube skin.
6. Allow tube to sit for 24 hours. Don't rush the drying.
7. Air up the tube and check for leaks before use.

Large repairs of PVC or seams: Contact your SUP dealer or manufacture if possible. Alternative is to send your tube to a professional inflatable boat repair company for repairs. You can look online for your nearest boat repair company through Google's search engine; enter "inflatable boat repair." Most dealers of inflatable dinghy boats or white water rafts will have the ability to repair the SUP.

TIP: If you try to repair a small break in the seam, use the repair instructions above. Be sure you allow for the contour of the tube when letting the area dry. It is sometimes necessary to glue and set a section, and after it is dry move onto the next section along the contoured area.

Limited Warranty — Inflatable Sport Boards

WARRANTY REGISTRATION

Within 30 days of purchase date, you must log onto

www.inflatable sportboards.com

and complete the warranty registration form. If this is not completed within the 30 days of the purchase date, the warranty will be voided.

Inflatable Sport Boards warrants its Inflatable Sport Boards against defects due to substandard materials and workmanship, under conditions of normal use and service, as follows:

1. Inflatable Sport Boards warrants that this product, when purchased from an authorized Inflatable Sport Board dealer by a retail customer, will be free from defects in materials and workmanship for a period of two (2) year from the date of purchase by the original retail customer. The above warranty may not be transferred or assigned to subsequent owners.
2. Accessories supplied by Inflatable Sport Boards are not covered under this warranty.


WARRANTY EXCLUSIONS

1. This warranty shall not apply to COMMERCIAL USE or Boards subjected to negligence, accident, improper operations, improper maintenance or storage, or other than normal use or application, as described in the Inflatable Sport Boards Owner's Manual, or to damage by circumstances beyond the control of Inflatable Sport Boards.
2. This warranty does not cover any damage to the Inflatable Board because of puncture, tearing, ripping, abrasion, ordinary wear and tear, abuse, negligence or modification to the board.
3. Inflatable Sport Boards makes no other express warranties and intends no implied warranties. (If any implied warranties are found to exist, such implied warranties will be limited to a period of two (2) year. Inflatable Sport Boards will not be liable to injury or consequential damages of any kind resulting from a breach of warranty expressed or implied.)

Some states do not allow the limitations or exclusions of items above, so the above limitations or exclusions may not apply. This warranty gives you specific legal rights and you may also have other rights, which vary from state to state.

The obligation of Inflatable Sport Boards under these warranties is limited to replacing or compensating, within a reasonable time, such product which fall within the warranty period and to the satisfaction of Inflatable Sport Boards be determined to have been defective in material or workmanship. The decision to replace or compensate for a particular product shall be at the election of Inflatable Sport Boards. Inflatable Sport Boards may require such product to be returned to an authorized dealer or other specific location for examination.

All returns must be authorized by Inflatable Sport Boards, to be covered warranty items. If, upon examination, defects are not found to be the responsibility of Inflatable Sport Boards, customer will be notified and requested to make decision of such product. Such product will be returned freight collect. To initiate a warranty claim, it is the responsibility of the purchaser to contact the authorized Inflatable Sport Boards dealer or Inflatable Sport Boards, 2105 Pasqual Dr. Roseville, CA 95661 within a reasonable time after the discovery of the defect, providing date and proof of purchase, and details as to the nature of the defect. Taking photographs and emailing them may suffice if approved by Inflatable Sport Boards.



On Point Products

2105 Pasqual Dr., Roseville, CA 95661

www.inflatableportboards.com | (530) 268-4757